


# ENVIRONMENTAL PRODUCT DECLARATION

as per ISO 14025 and EN 15804+A2

Owner of the Declaration	Hansgrohe Group
Publisher	Institut Bauen und Umwelt e.V. (IBU)
Programme holder	Institut Bauen und Umwelt e.V. (IBU)
Declaration number	EPD-HAN-20240195-ICC1-EN
Issue date	03.12.2024
Valid to	02.12.2029

## Shower Sets Standard Hansgrohe Group

[www.ibu-epd.com](http://www.ibu-epd.com) | <https://epd-online.com>



**1. General Information**

**Hansgrohe Group**

**Programme holder**

IBU – Institut Bauen und Umwelt e.V.  
 Hegelplatz 1  
 10117 Berlin  
 Germany

**Declaration number**

EPD-HAN-20240195-ICC1-EN

**This declaration is based on the product category rules:**

Fittings and showers, 01.08.2021  
 (PCR checked and approved by the SVR)

**Issue date**

03.12.2024

**Valid to**

02.12.2029



Dipl.-Ing. Hans Peters  
 (Chairman of Institut Bauen und Umwelt e.V.)



Florian Pronold  
 (Managing Director Institut Bauen und Umwelt e.V.)

**Shower Sets Standard**

**Owner of the declaration**

Hansgrohe Group  
 Auestr. 5-9  
 77761 Schiltach  
 Germany

**Declared product / declared unit**

One piece of an average shower set (standard).

**Scope:**

This average EPD covers the most relevant chrome plated shower sets based on criteria like sales volume, long-term relevance and price point. The owner of the declaration shall be liable for the underlying information and evidence; the IBU shall not be liable with respect to manufacturer information, life cycle assessment data and evidences.

The EPD was created according to the specifications of EN 15804+A2. In the following, the standard will be simplified as *EN 15804*.

**Verification**

The standard EN 15804 serves as the core PCR	
Independent verification of the declaration and data according to ISO 14025:2011	
<input type="checkbox"/>	internally
<input checked="" type="checkbox"/>	externally



Dr Naeem Adibi,  
 (Independent verifier)

## 2. Product

### 2.1 Product description/Product definition

Shower sets essentially comprise of hand shower, shower hose plus shower bar.

A hand shower consists of a housing made of plastic materials or metal and a jet disc as well as several assembly parts of various materials. A shower hose is a plastic hose with metal connectors, made of brass or stainless steel. The shower bar surface is usually chrome-plated by means of various galvanic process stages.

For the use and application of the product the respective national provisions at the place of use apply, in Germany for example the building codes of the federal states and the corresponding national specifications. The products comply with the applicable standards and regulations listed below.

Following standards apply to all shower sets to prove product safety:

- EN 1112:2008: Sanitary tapware – Shower outlets for sanitary tapware for water supply systems of type 1 and type 2
- EN 1113:2015: Sanitary tapware – Shower hoses for sanitary tapware for water supply systems of type 1 and type 2
- ISO 3822: Acoustics – Laboratory tests on noise emission from appliances and equipment used in water supply installations

### 2.2 Application

Shower sets are a combination of a hand shower, a shower hose and a shower bar. The shower bar enables the shower head to be fixed at any height. They are used in bathrooms for showering or in bathtubs.

### 2.3 Technical Data

#### Constructional data

Name	Value	Unit
Maximum load temperature permanent operation	42	°C
Maximum load temperature temporary operation	70	°C
Flow rate (indications for pressure range of 1-3 bar)	Depending on flow rate class 0,571 to 1,02	m <sup>3</sup> /h
Sound emissions	<30	dB

Performance data of the product with respect to its characteristics in accordance with the relevant technical provision (no CE-marking).

### 2.4 Delivery status

The shower sets are delivered singularly packaged. The packaging is customized to the size of the product and supplies. Customers can order single products or multiple products with outer packaging. The products with the smallest and the largest volume have dimensions between 730x152x65 mm and 990x165x75 mm.

### 2.5 Base materials/Ancillary materials

The material composition (incl. packaging) of an average shower set is as follows:

Name	Value	Unit
Brass	26.5	%
Plastic	23.0	%
Cardboard, Paper	20.9	%
PVC	15.4	%
ABS	10.0	%
Coating metals	1.8	%
Stainless Steel	1.3	%
Zinc	0.9	%
Other material	0.1	%

The parts which are made of brass contain between 0.2 and 1.4% lead.

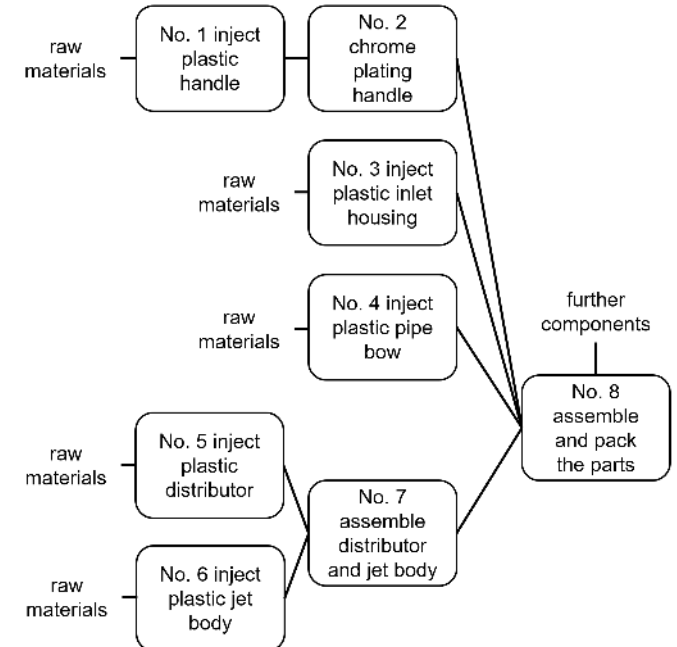
This product contains substances listed in the candidate list (date: 17.12.2021) exceeding 0.1 percentage by mass: Lead (CAS number 7439-92-1) as a component of the brass alloy has been on the candidate list of the Reach Regulation (Regulation (EC) No. 1907/2006) since 27.06.2018.

This product/article/at least one partial article contains other CMR substances in categories 1A or 1B which are not on the candidate list, exceeding 0.1 percentage by mass: **no**.

Biocide products were added to this construction product or it has been treated with biocide products (this then concerns a treated product as defined by the (EU) Ordinance on Biocide Products No. 528/2012): **no**.

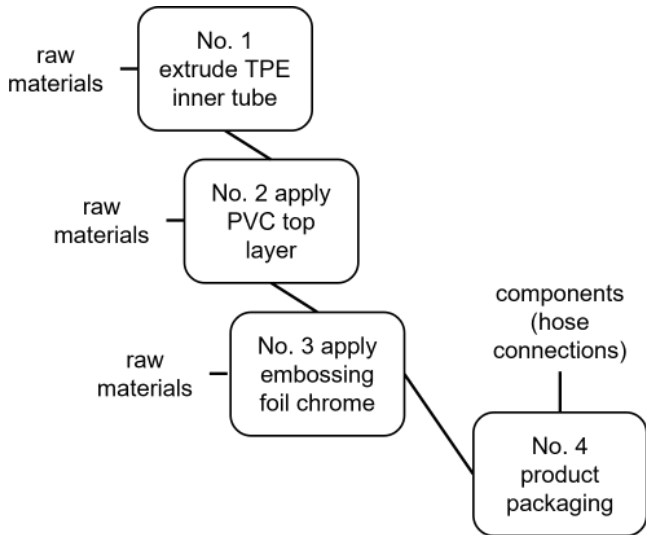
### 2.6 Manufacture

Hand shower:



- No. 1: The plastic handle of the hand showers is injected.
- No. 2: The handle is galvanized with chrome.
- No. 3: The plastic inlet housing is injected.
- No. 4: The plastic pipe bow is injected.
- No. 5: The plastic distributor is injected.
- No. 6: Meanwhile, the plastic jet body is injected.
- No. 7: The distributor and the jet body are preassembled.
- No. 8: All the parts are assembled and packed.

Shower hose:



- No. 1: The TPE inner tube is extruded.
- No. 2: The PVC top layer is applied on the inner tube.
- No. 3: The embossing foil chrome is applied on the top layer.
- No. 4: The hose is cut in length and assembled with the connections.

**Packaging:**  
In the end all components are packed together with some additional parts like shower bar and slider.

Any production waste generated is disposed accordingly. In individual cases, the production may differ slightly from the procedure

**2.7 Environment and health during manufacturing**

Hansgrohe SE tries to keep the impact on people and the environment as low as possible when manufacturing its products. Hazards at workplaces are regularly assessed and reduced to a minimum.

For example, in basic production, sawing or grinding work is mainly carried out by robots, and in electroplating, chemicals are dosed automatically via appropriate pump stations. Emissions that are hazardous to health are extracted directly at the source and cleaned by filter systems.

Workplace and emission limits are regularly monitored and are far below the prescribed limits.

To reduce environmental impact, water and production waste are recycled wherever possible.

In addition, all production sites are certified according to the DIN EN ISO standards 14001 (environment), 50001 (energy), 45001 (occupational health and safety) and 9001 (quality).

Continuous improvement of environmental and occupational safety performance is thus guaranteed.

**2.8 Product processing/Installation**

Make holes in the wall for the fixation of the shower bar (tool: drilling machine) and insert dowels and silicone (tool: silicon injector).

Screw on the shower bar (tool: screwdriver) and attach the cover caps.

Screw the shower hose with union nut and seal onto the wall outlet by hand.

Screw the shower hose with union nut and seal onto the hand shower by hand.

**2.9 Packaging**

For product protection the shower sets are individually packed in a cardboard box, which consists of approximately 80%

recycled material. The cardboard is always printed with lead-free ink and clear dispersion varnish. The inlay of the packaging consists of folded cardboard, fiber form or plastic bags, depending on the product. The packaging can be fully recycled.

**2.10 Condition of use**

To protect the shower sets and make them durable, the product is usually chrome-plated. Nevertheless, it will not release unhealthy contaminants in the water, if used as intended. To ensure the longevity of the product, it should be used and cleaned regularly.

**2.11 Environment and health during use**

Our products do not emission any contaminants or substances that are harmful to the environment or health during the use phase.

**2.12 Reference service life**

The quality and durability of our shower sets is designed for a product life of about 20 years. Which on average is approximately the duration of use by the consumers. Nevertheless, it is possible that some parts are needed to be changed earlier (like shower hoses).

With few exceptions, all products have a five-year warranty. Furthermore, an after-sale service warranty of 15 years is provided.

**2.13 Extraordinary effects**

**Fire**

The products are not classified as building materials (building products) and are not subject to DIN 4102 and EN 13501-1.

**Fire protection**

Name	Value
Building material class	-
Burning droplets	-
Smoke gas development	-

**Water**

If a room in which the products offered by Hansgrohe are installed is flooded with water, the products are not affected in their function. There will be no environmental impact.

**Mechanical destruction**

If the surface of the coating is destroyed by a mechanical stress, there is a possibility of corrosion. In the event of mechanical damage, the products may need to be replaced due to possible sharp cut edges.

**2.14 Re-use phase**

The shower sets are not taken back by the manufacturer for the purpose of reuse. Users can disassemble the products repeatedly within the reference utilization period and reuse it elsewhere.

**2.15 Disposal**

The waste code of the product is AVV 20 03 01. Disassembly of the products consists of the same steps as assembly, in reverse order. All metal components can be recycled (as scrap). All plastic components have a high calorific value and can be sent for thermal recycling. In countries where no thermal recycling or substance recycling is established, disposal takes place via the waste incineration plant.

**2.16 Further information**

Additional information about our products can be found at <https://www.hansgrohe.com>.

**3. LCA: Calculation rules**

**3.1 Declared Unit**

The results of this EPD are valid for the following functional unit:

Provide sanitary function for one (1) average shower set unit used in accordance with the manufacturer's recommendations for a 20-year life, following the manufacturer's operating instructions. An average conditioned shower set is considered the baseline flow.

Weighted averaging based on production tonnages in 2022/23 is chosen as basis for creating the environmental profile. 26 different shower sets were considered.

**Declared unit**

Name	Value	Unit
Declared unit	1	pce.
Declared unit with packaging	1.206	kg
Packaging	0.271	kg
Weight range of the products	1.078-1.62	kg
Mass reference	1.206	kg/pce

**3.2 System boundary**

This representative EPD follows the EPD type "cradle to gate - with options". The following life cycle modules are declared: Modules A1-A3:

The product stage begins with considering the production of the necessary raw materials and energies, including all corresponding upstream chains and the actual procurement transports. Furthermore, the entire manufacturing phase was mapped, including the treatment of production waste until the end-of- waste status (EoW) was reached. Green electricity from hydropower is used for the manufacturing processes in Germany. Green electricity from hydropower and wind power (50% each) is used for the French production site. US electricity mix is used for the US production site.

Module A4:

All distribution transports to the customers were considered.

Module A5:

This module covers the installation process with the corresponding packaging waste generated that needs to be disposed.

Modules B1 & B3-B5:

These modules were considered, but evaluated as not relevant for the products and considered as zero.

Module B2:

Maintenance expenses are declared in this module and consist of weekly cleaning expenses for this product.

Module B6:

This module considers the energy input required to bring water to a certain temperature for the use of a gas low temperature boiler (scenario B6/1) and for the use of an electric instantaneous water heater (scenario B6/2).

Module B7:

This module considers the water consumption that can be expected depending on the function of the product family.

Modules C1-C4:

The modules include the environmental impacts for dismantling of the products and the treatment of the waste fractions until the end-of-waste status (EoW) is reached, including the associated transports at the end of the product life cycle.

Module D:

Identification of the benefits and costs of the product outside the system boundary. For waste, paper and plastics, these consist of energy credits from thermal utilization (A3, A5 and

C3) in the form of the average European electricity mix or thermal energy from natural gas. Recycling of paper, plastic and metal scrap results in credits of the respective raw materials for the primary material portion of the input. The loads of the waste incineration and recycling processes are assigned to the respective modules (A3, A5 and C3) and not to module D.

**3.3 Estimates and assumptions**

Energy and water consumption, material amount for coating as well as waste during production could only be determined on concrete, existing products and not on the average product. The highest value of all inputs and outputs for energy, waste and coating of the top seller, the lightest and the heaviest product was used for the calculation of energy, water, waste and coating.

For the incineration with energy recovery (thermal and electric) of waste, an r1 value of > 0.6 is assumed. The net efficiency for the average waste incinerated is between 38 % and 44 %, depending on the type of waste respectively the disposal data set.

**3.4 Cut-off criteria**

The effect associated with the neglected mass shares is less than 5% of the effect categories per module. The minimum limit of 1% total mass and the use of renewable and nonrenewable primary energy is not exceeded.

**3.5 Background data**

The LCA software *LCA for Experts* (GaBi) 10.7 was used to model the life cycle. The entire manufacturing process, as well as energy consumption, were modelled on the basis of manufacturer specific data. However, generic background datasets were used for the upstream and downstream processes. The majority of the background datasets used were taken from the current version (2023.2) of the GaBi database. *Ecoinvent* Version 3.9 (2021) datasets were only used when suitable GaBi datasets were not available.

**3.6 Data quality**

The background datasets used for accounting purposes mainly originate from the respective updated GaBi databases at the time of calculation. The data for the examined products was captured on the basis of evaluations of internal production and environmental data, the collection of LCA relevant data within the supply chain, as well as the evaluation of relevant data for the energy supply. The collected data were checked for plausibility and consistency.

Good representativity can be assumed.

For the assessment of the variability of the results, all products were balanced in addition to the average product. See at chapter 6 for explanation of the variability.

**3.7 Period under review**

Life cycle assessment data were collected in 2022/23.

**3.8 Geographic Representativeness**

Land or region, in which the declared product system is manufactured, used or handled at the end of the product's lifespan: Europe

**3.9 Allocation**

For the production process nearly all raw materials, precursors and supplies could be assigned to the declared product. Energy, water, galvanization process and production waste were assigned to the highest value of either the heaviest, lightest or most sold product of the product group. No

byproducts are produced and no allocation is required. Some of the brass losses from brass processing in module A3 are directly reused by Hansgrohe and are modelled as a closed loop. Another part of the brass losses (brass particles and dusts) is disposed of as waste (without debits and credits). Credits for plastics, paper and cardboard recycled in A5 and metallurgical waste in C3 are credited in module D. Credits for the energy recovery of incinerated production waste in A1-3, paper, cardboard and plastics in A5 and plastics and other materials in C3 are credited in module D. The loads for waste water treatment and waste disposal of core sand, waste oil and hazardous waste from the manufacturing phase are allocated to module A3.

**Packaging:**  
For paper and cardboard, recycling (91 %) and energy recovery (9 %) are considered on a pro rata basis. For plastic, a proportionate recycling (52 %), energy recovery (48 %)

considered, based on Eurostat. Deconstructed product at the end of life: Since the product has a high plastic content, it is assumed that 95% of the plastic and metal components are incinerated (C3) and 5% are disposed in landfill (C4). The metal components are incinerated without energy recovery and the plastic components are incinerated with energy recovery.

**3.10 Comparability**

Basically, a comparison or an evaluation of EPD data is only possible if all the data sets to be compared were created according to EN 15804 and the building context, respectively the product-specific characteristics of performance, are taken into account. The background database used is LCA for Experts (GaBi) 10.7 in the database version 2023.2.

**4. LCA: Scenarios and additional technical information**

**Characteristic product properties of biogenic carbon**

The biogenic carbon content was calculated based on the factors from the Thünen Institute.

**Information on describing the biogenic carbon content at factory gate**

Name	Value	Unit
Biogenic carbon content in product	-	kg C
Biogenic carbon content in accompanying packaging	0.103	kg C

Note: 1 kg of biogenic carbon is equivalent to 44/12 kg of CO2.

The following technical information is a basis for the declared modules.

**Transport to the building site (A4)**

Name	Value	Unit
Transport distance (Truck)	607	km
Capacity utilisation (including empty runs)	55	%
Transport distance (Container ship)	1460	km
Capacity utilisation (Container ship)	80	%

**Installation into the building (A5)**

No additional resources or energy are required for the installation. The packaging is disposed either by recycling or incineration.

Name	Value	Unit
Packaging (Paper, cardboard, plastic)	0.271	kg

**Maintenance (B2)**

For module B2, it is assumed that a weekly cleaning of the product takes place, with 0.5 liter of water containing 1.5% soap.

Name	Value	Unit
Maintenance cycle (cleaning)	780	Number/RSL
Water consumption/Cyle weekly (cleaning)	0.5	Liter/cycle
Soap concentration (cleaning)	1.5	%
Water consumption (cleaning)	0.52	m <sup>3</sup>
Auxiliary Soap/Tensides (cleaning)	7.8	kg

**Service life**

Hansgrohe SE declares a Service Life of 20 years as an empirical value for the shower sets ECOsmart when used in accordance with the care instructions. This value is based on their technical service centre's statistics on service life in the market and complaints.

Name	Value	Unit
Life Span according to the manufacturer	20	a

**Operational energy use (B6) and Operational water use (B7)**

Modules B6 and B7 are calculated based on the directions of the IBU PCR part B. Module B6 considers the operational energy use. Scenario B6 assumes the use of a gas low temperature boiler. Scenario B6/1 assumes the use of an electric instantaneous water heater (21 kW). Module B7 considers the operational water use.

Name	Value	Unit
Water consumption	102.7	m <sup>3</sup>
Energy demand	4779	kWh

**End of life (C1-C4)**

Name	Value	Unit
Collected separately waste type	0.956	kg
Energy recovery	0.909	kg
Landfilling	0.047	kg

**Reuse, recovery and/or recycling potentials (D), relevant scenario information**

The energy generated from energy recovery as well as recycled materials are assigned to module D as possible potentials or avoided loads in subsequent systems. Credits are only given for the primary portion of the inputs.

**5. LCA: Results**

The following table shows the result of the LCA for 1 piece of an average shower set. The results in the B-module are based on a lifetime of 20 years. Scenario B6 shows the result for the use of a gas low temperature boiler. Scenario B6/1 shows the result for the use of an electric instantaneous water heater.

**DESCRIPTION OF THE SYSTEM BOUNDARY (X = INCLUDED IN LCA; MND = MODULE OR INDICATOR NOT DECLARED; MNR = MODULE NOT RELEVANT)**

Product stage			Construction process stage		Use stage								End of life stage				Benefits and loads beyond the system boundaries
Raw material supply	Transport	Manufacturing	Transport from the gate to the site	Assembly	Use	Maintenance	Repair	Replacement	Refurbishment	Operational energy use	Operational water use	De-construction demolition	Transport	Waste processing	Disposal	Reuse-Recovery-Recycling-potential	
A1	A2	A3	A4	A5	B1	B2	B3	B4	B5	B6	B7	C1	C2	C3	C4	D	
X	X	X	X	X	X	X	X	X	X	X	X	X	X	X	X	X	

**RESULTS OF THE LCA - ENVIRONMENTAL IMPACT according to EN 15804+A2: 1 piece average shower set (standard)**

Parameter	Unit	A1-A3	A4	A5	B1	B2	B3	B4	B5	B6	B6/1	B7	C1	C2	C3	C4	D
GWP-total	kg CO <sub>2</sub> eq	3.46E+00	9.72E-02	5.54E-01	0	2.42E+01	0	0	0	1.27E+03	1.54E+03	5.52E+01	0	1.82E-02	1.34E+00	2.84E-03	-9.69E-01
GWP-fossil	kg CO <sub>2</sub> eq	3.83E+00	9.65E-02	1.76E-01	0	1.82E+01	0	0	0	1.27E+03	1.54E+03	5.52E+01	0	1.8E-02	1.34E+00	2.83E-03	-5.96E-01
GWP-biogenic	kg CO <sub>2</sub> eq	-3.78E-01	0	3.78E-01	0	0	0	0	0	0	0	0	0	0	0	0	-3.74E-01
GWP-luluc	kg CO <sub>2</sub> eq	4.9E-03	7.17E-04	1.85E-04	0	6.02E+00	0	0	0	4.34E-02	1.68E-01	1.57E-02	0	1.66E-04	1.12E-04	2.53E-06	4.02E-05
ODP	kg CFC11 eq	5.86E-10	1.14E-14	8.12E-13	0	1.09E-06	0	0	0	2.81E-10	2.84E-08	3.64E-10	0	2.34E-15	1.04E-10	4.75E-15	-7.28E-10
AP	mol H <sup>+</sup> eq	3.08E-02	7.61E-04	4.75E-04	0	6.64E-02	0	0	0	7.7E-01	3.29E+00	1.37E-01	0	2.92E-05	5.73E-04	8.74E-06	2.28E-05
EP-freshwater	kg P eq	2.18E-05	2.87E-07	3.17E-07	0	5.81E-04	0	0	0	1.28E-04	5.75E-03	6.48E-02	0	6.57E-08	2.21E-07	3.79E-07	-3.4E-06
EP-marine	kg N eq	2.41E-03	2.04E-04	1.08E-04	0	1.51E-02	0	0	0	3.34E-01	7.88E-01	2.8E-01	0	1.13E-05	2.46E-04	2.08E-06	-2.05E-04
EP-terrestrial	mol N eq	2.5E-02	2.26E-03	1.18E-03	0	1.81E-01	0	0	0	3.65E+00	8.23E+00	4.09E-01	0	1.3E-04	2.9E-03	2.27E-05	-2.16E-03
POCP	kg NMVOC eq	8.58E-03	5.54E-04	3.67E-04	0	6.03E-02	0	0	0	9.7E-01	2.1E+00	1.04E-01	0	2.6E-05	6.47E-04	6.56E-06	-4.96E-04
ADPE	kg Sb eq	3.05E-04	5.3E-09	2.69E-06	0	2.1E-05	0	0	0	1.54E-05	2.38E-04	2.59E-06	0	1.19E-09	7.92E-09	7.6E-11	3.59E-05
ADPF	MJ	7.43E+01	1.28E+00	2.49E+00	0	4.52E+02	0	0	0	2.14E+04	3.24E+04	6.16E+02	0	2.45E-01	1.33E+00	4.23E-02	-1E+01
WDP	m <sup>3</sup> world eq deprived	4.36E-02	9.66E-04	5.41E-02	0	6.94E+00	0	0	0	4.14E+00	3.44E+02	1.92E+01	0	2.17E-04	1.3E-01	-3.77E-05	-3.19E-03

GWP = Global warming potential; ODP = Depletion potential of the stratospheric ozone layer; AP = Acidification potential of land and water; EP = Eutrophication potential; POCP = Formation potential of tropospheric ozone photochemical oxidants; ADPE = Abiotic depletion potential for non-fossil resources; ADPF = Abiotic depletion potential for fossil resources; WDP = Water (user) deprivation potential

**RESULTS OF THE LCA - INDICATORS TO DESCRIBE RESOURCE USE according to EN 15804+A2: 1 piece average shower set (standard)**

Parameter	Unit	A1-A3	A4	A5	B1	B2	B3	B4	B5	B6	B6/1	B7	C1	C2	C3	C4	D
PERE	MJ	1.73E+01	7.77E-02	5.4E+00	0	9.38E+01	0	0	0	2.11E+02	1.94E+04	2.32E+02	0	1.78E-02	4.16E-01	3.83E-03	-4.44E+00
PERM	MJ	4.17E+00	0	-4.17E+00	0	0	0	0	0	0	0	0	0	0	0	0	0
PERT	MJ	2.14E+01	7.77E-02	1.23E+00	0	9.38E+01	0	0	0	2.11E+02	1.94E+04	2.32E+02	0	1.78E-02	4.16E-01	3.83E-03	-4.44E+00
PENRE	MJ	5.63E+01	1.29E+00	3.1E+00	0	4.52E+02	0	0	0	2.14E+04	3.25E+04	6.16E+02	0	2.46E-01	1.79E+01	9.15E-01	-1E+01
PENRM	MJ	1.81E+01	0	-6.08E-01	0	0	0	0	0	0	0	0	0	0	-1.66E+01	-8.73E-01	0
PENRT	MJ	7.44E+01	1.29E+00	2.49E+00	0	4.52E+02	0	0	0	2.14E+04	3.25E+04	6.16E+02	0	2.46E-01	1.33E+00	4.23E-02	-1E+01
SM	kg	5.23E-01	0	0	0	0	0	0	0	0	0	0	0	0	0	0	3.91E-02
RSF	MJ	1.52E-23	0	0	0	0	0	0	0	0	0	0	0	0	0	0	0
NRSF	MJ	1.78E-22	0	0	0	0	0	0	0	0	0	0	0	0	0	0	0

FW	m <sup>3</sup>	1.97E-02	8.53E-05	1.8E-03	0	1.62E-01	0	0	0	2.04E-01	1.57E+01	5.41E-01	0	1.95E-05	3.21E-03	4.82E-07	-1.53E-03
----	----------------	----------	----------	---------	---	----------	---	---	---	----------	----------	----------	---	----------	----------	----------	-----------

PERE = Use of renewable primary energy excluding renewable primary energy resources used as raw materials; PERM = Use of renewable primary energy resources used as raw materials; PERT = Total use of renewable primary energy resources; PENRE = Use of non-renewable primary energy excluding non-renewable primary energy resources used as raw materials; PENRM = Use of non-renewable primary energy resources used as raw materials; PENRT = Total use of non-renewable primary energy resources; SM = Use of secondary material; RSF = Use of renewable secondary fuels; NRSF = Use of non-renewable secondary fuels; FW = Use of net fresh water

**RESULTS OF THE LCA – WASTE CATEGORIES AND OUTPUT FLOWS according to EN 15804+A2:  
1 piece average shower set (standard)**

Parameter	Unit	A1-A3	A4	A5	B1	B2	B3	B4	B5	B6	B6/1	B7	C1	C2	C3	C4	D
HWD	kg	3.12E-06	4E-12	8.04E-11	0	8.5E-03	0	0	0	3.72E-06	-2.54E-06	-1.42E-08	0	7.61E-13	1.32E-10	3.53E-12	1.84E-07
NHWD	kg	3.93E-01	1.82E-04	3.42E-02	0	6.59E-01	0	0	0	3.34E+00	2.38E+01	1E+02	0	3.75E-05	5.1E-02	4.77E-02	1.98E-02
RWD	kg	1.31E-03	2.25E-06	1.27E-04	0	4.14E-03	0	0	0	4.94E-02	5.16E+00	5.3E-02	0	4.6E-07	5.46E-05	4.98E-07	-4.75E-04
CRU	kg	0	0	0	0	0	0	0	0	0	0	0	0	0	0	0	0
MFR	kg	0	0	2.38E-01	0	0	0	0	0	0	0	0	0	0	0	0	0
MER	kg	0	0	0	0	0	0	0	0	0	0	0	0	0	0	0	0
EEE	MJ	1.88E-01	0	1.08E-01	0	0	0	0	0	0	0	0	0	0	2.39E+00	2.31E-05	0
EET	MJ	3.7E-01	0	1.94E-01	0	0	0	0	0	0	0	0	0	0	4.31E+00	0	0

HWD = Hazardous waste disposed; NHWD = Non-hazardous waste disposed; RWD = Radioactive waste disposed; CRU = Components for re-use; MFR = Materials for recycling; MER = Materials for energy recovery; EEE = Exported electrical energy; EET = Exported thermal energy

**RESULTS OF THE LCA – additional impact categories according to EN 15804+A2-optional:  
1 piece average shower set (standard)**

Parameter	Unit	A1-A3	A4	A5	B1	B2	B3	B4	B5	B6	B6/1	B7	C1	C2	C3	C4	D
PM	Disease incidence	ND	ND	ND	ND	ND	ND	ND	ND	4.93E-06	2.77E-05	ND	ND	ND	ND	ND	ND
IR	kBq U235 eq	ND	ND	ND	ND	ND	ND	ND	ND	8.02E+00	8.58E+02	ND	ND	ND	ND	ND	ND
ETP-fw	CTUe	ND	ND	ND	ND	ND	ND	ND	ND	2.64E+02	9.02E+03	ND	ND	ND	ND	ND	ND
HTP-c	CTUh	ND	ND	ND	ND	ND	ND	ND	ND	6.91E-08	4.77E-07	ND	ND	ND	ND	ND	ND
HTP-nc	CTUh	ND	ND	ND	ND	ND	ND	ND	ND	6.71E-06	7.61E-06	ND	ND	ND	ND	ND	ND
SQP	SQP	ND	ND	ND	ND	ND	ND	ND	ND	1.51E+02	1.27E+04	ND	ND	ND	ND	ND	ND

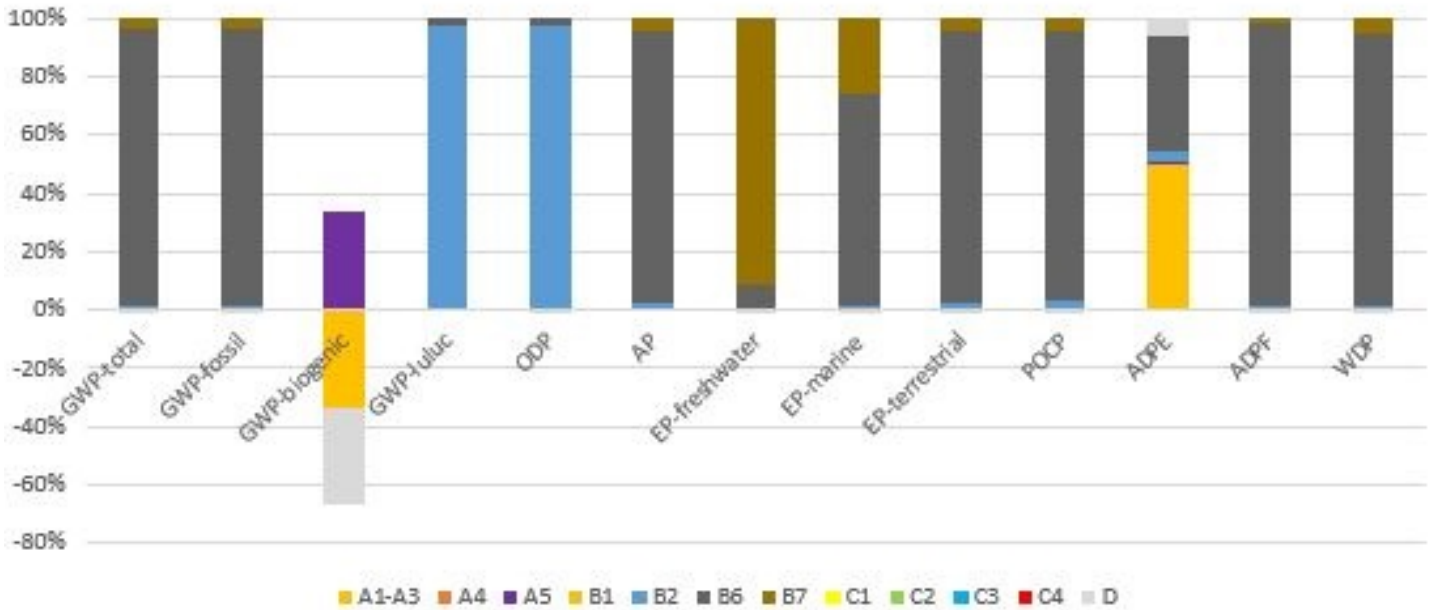
PM = Potential incidence of disease due to PM emissions; IR = Potential Human exposure efficiency relative to U235; ETP-fw = Potential comparative Toxic Unit for ecosystems; HTP-c = Potential comparative Toxic Unit for humans (cancerogenic); HTP-nc = Potential comparative Toxic Unit for humans (not cancerogenic); SQP = Potential soil quality index

Disclaimer 1 – for the indicator 'Potential Human exposure efficiency relative to U235'. This impact category deals mainly with the eventual impact of low-dose ionizing radiation on human health of the nuclear fuel cycle. It does not consider effects due to possible nuclear accidents, occupational exposure or radioactive waste disposal in underground facilities. Potential ionizing radiation from the soil, radon and from some construction materials is also not measured by this indicator.

Disclaimer 2 – for the indicators 'abiotic depletion potential for non-fossil resources', 'abiotic depletion potential for fossil resources', 'water (user) deprivation potential, deprivation-weighted water consumption', 'potential comparative toxic unit for ecosystems', 'potential comparative toxic unit for humans – cancerogenic', 'Potential comparative toxic unit for humans - not cancerogenic', 'potential soil quality index'. The results of this environmental impact indicator shall be used with care as the uncertainties on these results are high as there is limited experience with the indicator.

**6. LCA: Interpretation**

### Dominance analysis: Shower Set Standard



The dominance analysis shows that modules B2, B6 and B7 are the dominant life cycle stages in most of the categories. The contribution of B2 is due to the demand of soap and water for cleaning. Module B6 dominates most of the indicators due to the energy demand for water heating and module B7 has a high contribution to EPfreshwater due to the wastewater treatment. The module A1-A3 has a very low contribution to all categories except of ADPE. In this indicator the provision of brass has the largest contribution. The end-of-life stage has no significant influence on the environmental indicators. The environmental burdens from the transports (modules A4 and C2) account for less than 0.1% of the total burdens of the respective indicators in all cases. The possible potentials of avoided loads of subsequent systems (module D) lie outside the considered system boundaries and relate exclusively to credits from recycling and thermal recycling by means of incineration with energy recovery of the different materials. 12 different product types were produced. For the assessment

of the variability of the results, all products were balanced and compared to the average product weighted by production volume.

The different types of products all have the same function and differ mainly in terms of design, which has an influence on construction and materials used. The basic structure of the product types is always similar. Material type and quantity proportions do not differ much, as also shown in the average material composition table.

The deviation of the GWP fossil in modules A1-C4 has a maximum of 17% and a minimum of -5% with a mix scenario of 50% B6/1 and 50% B6/2. The deviation of the PENRT in modules A1-C4 has a maximum of 17% and a minimum of -5%. The deviation of the NHWD in modules A1-C4 has a maximum of 17% and a minimum of -5%. Modules B6 and B7 account for more than 90% of the GWP indicator. The deviation from the average is mainly caused by the flow rate in module B7. The higher the deviation from the average GWP, the higher the flow rate. The flow rate ranges between 13.8 and 17 l/min. Consequently, the production phase has a minor influence on the LCA results.

## 7. Requisite evidence

The drinking water regulation determines the quality of drinking water at the point of withdrawal. This results in requirements for used materials in drinking water installations in general and therefore in sanitary fittings in particular. All materials used by Hansgrohe SE, which are in contact with drinking water, fulfill the drinking water regulation.

Regulations for metals (Europe-wide):

- Acceptance of metallic materials used for products in contact with drinking water: 4MS Common Approach
  - Part A – Procedure for the acceptance
  - Part B – 4MS Common Composition List
- Metal recommendation of the federal environment agency: metal materials suitable for drinking water hygiene

Regulations for other materials (Germany):

- KTW: Assessment basis for plastics and other organic materials in contact with drinking water

- Elastomer guideline: Guideline for the hygienic assessment of elastomers in contact with drinking water
- Thermoplastic elastomers: Recommendation for the hygienic assessment of products made of thermoplastic elastomers in contact with drinking water (TPE transition recommendation)
- Ceramics: draft assessment basis for enamels and ceramic materials: assessment basis for enamels and ceramic materials in contact with drinking water (enamel/ceramic assessment basis)
- Lubricants: Guideline for the hygienic assessment of lubricants in contact with drinking water (sanitary lubricants), (Lubricant Guideline)

Regulation for other materials (France):

- ACS: Attestation de Conformité Sanitaire (plastics, elastomers)

Regulation for other materials (UK):

- BS 69 20: Suitability of non-metallic products for use in contact with water intended for human consumption with regard to their effect on the quality of water (plastics,

elastomers)

Products of the Hansgrohe SE are therefore uncritical to use with any drinking water.

## 8. References

### Standards

#### EN 1112

EN 1112:2008 Sanitary tapware - Shower outlets for sanitary tapware for water supply systems of type 1 and type 2 - General technical specification

#### ISO 3822

ISO 3822: Acoustics – Laboratory tests on noise emission from appliances and equipment used in water supply installations

#### DIN 4102-1

DIN 4102-1: Fire behaviour of building materials and building components - Part 1: Building materials; concepts, requirements and tests. 1998-05

#### DIN EN ISO 9001

DIN EN ISO 9001:2015: Quality management systems - Requirements (ISO 9001:2015)

#### DIN EN 13501-1

DIN EN 13501-1:2019-05: Fire classification of construction products and building elements - Part 1: Classification using data from reaction to fire tests; German version EN 13501-1:2018

#### DIN EN ISO 14001

DIN EN ISO 14001:2015, Environmental management systems — Requirements with guidance for use, 2015- 09

#### DIN EN ISO 14025

DIN EN ISO 14025: Environmental labels and declarations - Type III environmental declarations - Principles and procedures, 2011-10

#### EN 15804

DIN EN 15804:2012+A2:2019+AC:2021: Sustainability of construction works - Environmental product declarations - Core rules for the product category of construction products

#### DIN EN ISO 45001

DIN EN ISO 45001:2018: Occupational health and safety management systems — Requirements with guidance for use. 2018-03

#### DIN EN ISO 50001

DIN EN ISO 50001:2018: Energy management systems — Requirements with guidance for use. 2018-08

### Further References

#### AVV

Draft General administrative provision relating to the Order on the European list of wastes (Waste List Order – German designation: AVV) of 10 December 2001.

#### ECHA

European Chemicals Agency (ECHA) Candidate List of Substances of Very High Concern (SVHC) for Authorisation <https://echa.europa.eu/de/candidate-listtable>

#### Ecoinvent

ecoinvent 3.9 Database on Life Cycle Inventories (Life Cycle Inventory data), ecoinvent Association, Zürich, 2021

#### EU Ordinance on biocide Products No. 528/2012

European Parliament, 2012. Regulation (EU) no528/2012 of the European parliament and of the council of 22 May 2012 concerning the making available on the market and use of biocidal products

#### Eurostat

Eurostat, last update 26/10/2021 on <https://ec.europa.eu/eurostat/databrowser/view/ten00063/default/table?ang=en>

#### LCA for Experts

LCA for Experts (GaBi) 10.7, GaBi Software System and Database for Life Cycle Engineering version 2023.2, Sphera Solutions GmbH, Leinfelden-Echterdingen, 1992-2023

#### IBU 2021

General Instructions for the EPD programme of Institut Bauen und Umwelt e.V. Version 2.0, Berlin: Institut Bauen und Umwelt e.V., 2021, [www.ibu-epd.com](http://www.ibu-epd.com)

#### PCR Part A

Institut Bauen und Umwelt e.V. (IBU), Product Category Rules for Building-Related Products and Services. Part A: Calculation rules for the life cycle 11 Environmental Product Declaration Hansgrohe Group – Hand Showers assessment and requirements on the project report. Version 2.1, Berlin, 11/2021

#### PCR Part B

Institut Bauen und Umwelt e.V. (IBU), Requirements on the EPD for fittings and showers. Version 1.1, Berlin, 03/2022

#### Thünen Institute

Diestel, Sylvia / Weimar, Holger: Der Kohlenstoffgehalt in Holz- und Papierprodukten - Herleitung und Umrechnungsfaktoren. Thünen Working Paper 38. Johann Heinrich von Thünen-Institut. Hamburg,

**Publisher**

Institut Bauen und Umwelt e.V.  
Hegelplatz 1  
10117 Berlin  
Germany

+49 (0)30 3087748- 0  
info@ibu-epd.com  
www.ibu-epd.com

---

**Programme holder**

Institut Bauen und Umwelt e.V.  
Hegelplatz 1  
10117 Berlin  
Germany

+49 (0)30 3087748- 0  
info@ibu-epd.com  
www.ibu-epd.com

---

**Author of the Life Cycle Assessment**

brands & values GmbH  
Hollerallee 14A  
28209 Bremen  
Germany

+49 421 70 90 84 33  
info@brandsandvalues.com  
www.brandsandvalues.com

---

**Owner of the Declaration**

Hansgrohe Group  
Austr. 5-9  
77761 Schiltach  
Germany

+49 7836 51-0  
info@hansgrohe-group.com  
www.hansgrohe-group.com